



PUBLIC WORKS DEPT.

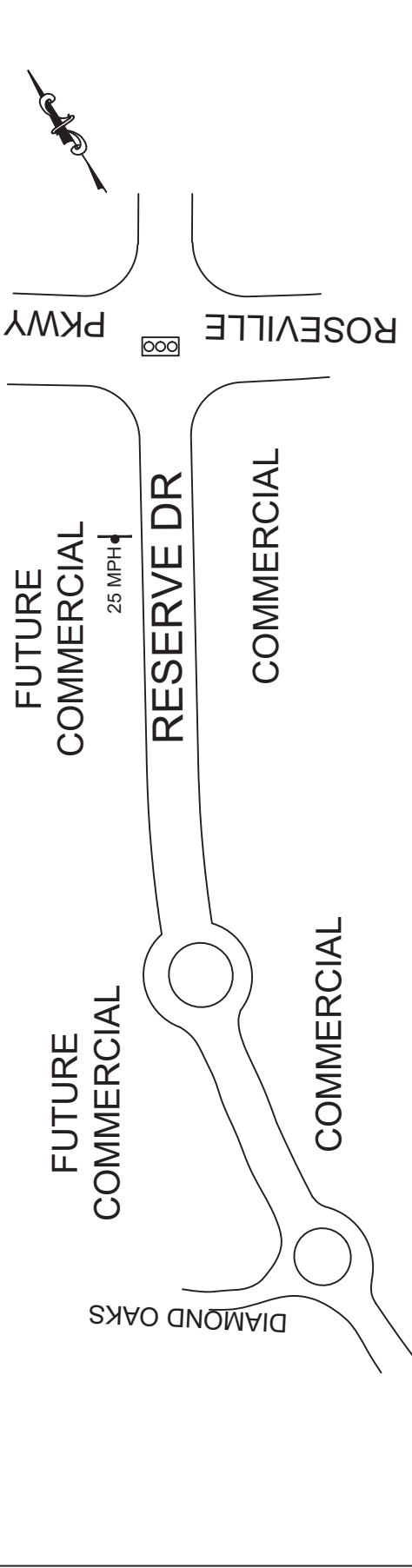
TRAFFIC ENGINEERING AND SPEED MAP  
SPEED ZONE SURVEY

ROAD NAME:

**RESERVE DR**

DIAMOND OAKS TO ROSEVILLE PKWY

STRIP MAP



ROADWAY WIDTH	55'
NO. OF LANES	2
AADT	10618
DIVIDER TYPE	RAISED
CRITICAL SPEED (85th %)	28.9 MPH
PACE SPEED	20-29 MPH
3-YEAR ACCIDENT HISTORY	1
EXISTING SPEED LIMIT	25 MPH
RECOM. SPEED LIMIT	25 MPH
SEGMENT LENGTH	.25 MI.

LEGEND      STOP SIGNS      SPEED LIMIT SIGN      TRAFFIC SIGNAL

61-75	5*	ROADSIDE COND.	SCHOOL	<input type="checkbox"/>
51-60	1*		RESIDENCE	<input type="checkbox"/>
41-50	15*		BUSINESS	<input checked="" type="checkbox"/>
31-40	1049*		PARKS	<input type="checkbox"/>
1-30	9548*		OPEN SPACE	<input type="checkbox"/>
			BIKEWAY	<input type="checkbox"/>



COMMENTS: NO PARKING ON BOTH SIDES OF STREET.  
HOSES USED FOR SPEED SURVEY. TOTAL VOLUME EQUALS 10618.

SOME RECOVERY AREA       NO RECOVERY AREA   
SCHOOL ROUTE

# City of Roseville Engineering and Traffic Survey Summary

Street: RESERVE DR  
Limits: DIAMOND OAKS RD  
ROSEVILLE PW

Field Observer: RY, HC  
Checked By: J CERVANTES  
Date: 9/29/2021

<b>Factors</b>	<b>Direction: NB/SB</b>	
<b><u>A. Prevailing Speed Data</u></b>		
Location of Survey	320' South of Roseville Parkway	
85th Percentile	28.9 MPH	
10 mph Pace	20-29	
Percent in Pace	77.7%	
Posted Speed Limit	25	
<b><u>B. Collision History</u></b>		
Date Range Covered	04/26/2018 to 04/26/2021	( 3 YEARS )
Total Collisions	1	
Collision Rate (Acc/MVM)	1.05	
Expected Collision Rate	2.95	
<b><u>C. Traffic Factors</u></b>		
Average Daily Traffic	10618	
Length of Segment	1298	
Lane Configuration	Single Lane Each Direction	
Street Classification	Collector	
<b><u>D. Conditions Not Readily Apparent</u></b>		
Conditions	See: Roadside Conditions on the Speed Zone Survey Map.	
Roadway Geometrics	Horizontal Curve	
Comments	Roundabouts; numerous pedestrians.	
		
<b><u>E. Adjacent Land Use</u></b>		
	Commercial	
Posted Speed Limit	25	
Speed Limit Change?	NO	
Revised Speed Limit	N/A	
Approved and Authorized for release by City of Roseville Traffic Engineering Department:		
		<u>12-7-21</u> Date
		Loc.#

Direction: SB

9/29/2021	> 15 - 20 MPH	> 20 - 25 MPH	> 25 - 30 MPH	> 30 - 35 MPH	> 35 - 40 MPH	> 40 - 45 MPH	> 45 - 50 MPH	> 50 - 55 MPH	> 55 - 60 MPH	> 60 - 65 MPH	> 65 - 70 MPH	Total
12:00 AM	0	4	3	4	0	0	0	0	0	0	0	11
1:00	0	2	1	0	0	0	0	0	0	0	0	5
2:00	0	0	1	1	0	0	0	0	0	0	0	3
3:00	0	0	1	2	0	0	0	0	0	0	0	5
4:00	0	0	2	0	0	0	0	0	0	0	0	5
5:00	0	2	5	8	1	0	0	0	0	0	0	16
6:00	0	0	13	34	15	0	0	0	0	0	0	62
7:00	0	4	81	174	62	13	0	0	0	0	0	334
8:00	2	6	34	116	40	6	2	0	0	0	0	206
9:00	2	2	41	98	44	4	0	0	0	0	0	191
10:00	2	11	104	114	38	3	1	0	0	0	0	273
11:00	0	23	159	162	33	2	0	0	0	0	0	381
12:00 PM	2	34	150	131	33	4	0	0	1	0	0	356
1:00	4	36	157	117	31	7	0	0	0	0	0	352
2:00	11	33	154	172	37	9	0	0	0	0	0	416
3:00	8	27	113	174	40	3	0	0	0	0	0	365
4:00	5	50	158	138	49	3	2	0	0	0	0	405
5:00	7	47	192	180	39	2	0	0	0	0	0	467
6:00	13	61	163	114	18	3	0	0	0	0	1	373
7:00	2	54	142	83	12	2	0	0	0	0	0	295
8:00	0	41	98	45	10	0	1	0	0	0	0	195
9:00	2	9	47	32	9	0	0	0	0	0	0	99
10:00	0	5	24	14	3	0	0	0	0	0	0	46
11:00	0	4	5	13	5	0	0	0	0	0	0	27
Total	60	451	1929	526	61	8	0	0	1	0	0	4888
		Percentile	15th	50th	85th	95th						
		Speed	20.9	25.1	29.4	32.1						
	Mean Speed (Average)		25.2									
	10 MPH Pace Speed		20-29									
	Number in Pace		3749									
	Percent in Pace		76.7%									
	Number > 45 MPH		3									
	Percent > 45 MPH		0.1%									
Grand Total	60	451	1929	526	61	8	0	0	1	0	0	4888
Stats		Percentile	15th	50th	85th	95th						
		Speed	20.9	25.1	29.4	32.1						
	Mean Speed (Average)		25.2									
	10 MPH Pace Speed		20-29									
	Number in Pace		3749									
	Percent in Pace		76.7%									
	Number > 45 MPH		3									
	Percent > 45 MPH		0.1%									

Direction: NB

9/29/2021	> 15 - 20 MPH	> 20 - 25 MPH	> 25 - 30 MPH	> 30 - 35 MPH	> 35 - 40 MPH	> 40 - 45 MPH	> 45 - 50 MPH	> 50 - 55 MPH	> 55 - 60 MPH	> 60 - 65 MPH	> 65 - 70 MPH	Total
12:00 AM	0	1	13	9	0	0	0	0	0	0	0	23
1:00	0	0	1	4	0	0	0	0	0	0	0	5
2:00	0	0	1	1	0	1	0	0	0	0	0	3
3:00	0	0	0	0	1	2	0	0	0	0	0	3
4:00	0	0	0	1	2	2	1	0	0	0	0	6
5:00	0	0	2	11	9	3	1	0	0	0	0	26
6:00	0	2	16	25	17	2	0	0	0	0	0	62
7:00	2	12	68	108	25	2	0	0	0	0	0	217
8:00	0	3	51	82	36	3	0	0	0	0	0	175
9:00	2	12	59	84	22	3	0	0	0	0	0	182
10:00	2	19	112	97	22	3	0	0	0	0	0	255
11:00	5	22	116	160	38	6	0	0	0	0	0	347
12:00 PM	4	34	195	150	43	4	1	0	0	0	0	433
1:00	9	59	241	167	21	5	0	0	0	0	0	502
2:00	34	98	235	127	25	4	1	0	0	0	0	524
3:00	14	57	228	163	29	3	0	0	0	0	0	494
4:00	16	48	224	167	24	3	0	0	0	0	0	482
5:00	7	61	221	159	26	4	0	0	0	0	0	478
6:00	4	68	251	142	16	1	1	0	0	0	0	484
7:00	4	70	246	80	5	2	0	0	0	0	0	407
8:00	2	30	141	92	18	3	1	0	0	0	0	287
9:00	0	20	111	62	14	2	1	0	0	0	0	210
10:00	1	6	44	30	8	1	0	0	0	0	0	90
11:00	1	2	17	13	2	0	0	0	0	0	0	35
Total	107	624	2593	1934	403	59	7	0	0	0	0	5730
			Percentile	15th	50th	85th	95th					
		Speed	20.3	24.1	28.2	31.2						
		Mean Speed (Average)	24.4									
		10 MPH Pace Speed	20-29									
		Number in Pace	4501									
		Percent in Pace	78.6%									
		Number > 45 MPH	3									
		Percent > 45 MPH	0.1%									
Grand Total	107	624	2593	1934	403	59	7	0	0	0	0	5730
Stats			Percentile	15th	50th	85th	95th					
		Speed	20.3	24.1	28.2	31.2						
		Mean Speed (Average)	24.4									
		10 MPH Pace Speed	20-29									
		Number in Pace	4501									
		Percent in Pace	78.6%									
		Number > 45 MPH	3									
		Percent > 45 MPH	0.1%									

Direction: Combined

9/29/2021	> 15 - 20 MPH	> 20 - 25 MPH	> 25 - 30 MPH	> 30 - 35 MPH	> 35 - 40 MPH	> 40 - 45 MPH	> 45 - 50 MPH	> 50 - 55 MPH	> 55 - 60 MPH	> 60 - 65 MPH	> 65 - 70 MPH	Total
Time 0 - 15 MPH	0	1	17	12	4	0	0	0	0	0	0	34
12:00 AM	0	2	3	5	0	0	0	0	0	0	0	10
1:00	0	0	2	2	1	1	0	0	0	0	0	6
2:00	0	0	1	2	3	2	0	0	0	0	0	8
3:00	0	0	2	4	2	2	1	0	0	0	0	11
4:00	0	2	7	19	10	3	1	0	0	0	0	42
5:00	0	2	29	59	32	2	0	0	0	0	0	124
6:00	2	16	149	282	87	15	0	0	0	0	0	551
7:00	2	9	85	198	76	9	2	0	0	0	0	381
8:00	4	14	100	182	66	7	0	0	0	0	0	373
9:00	4	30	216	211	60	6	1	0	0	0	0	528
10:00	5	45	275	322	71	8	2	0	0	0	0	728
11:00	6	68	345	281	76	8	1	0	1	0	0	789
12:00 PM	13	95	398	284	52	12	0	0	0	0	0	854
1:00	45	131	389	299	62	13	1	0	0	0	0	940
2:00	22	84	341	337	69	6	0	0	0	0	0	859
3:00	21	98	382	305	73	6	2	0	0	0	0	887
4:00	14	108	413	339	65	6	0	0	0	0	0	945
5:00	17	129	414	256	34	4	1	0	0	0	2	857
6:00	6	124	388	163	17	4	0	0	0	0	0	702
7:00	2	71	239	137	28	3	2	0	0	0	0	482
8:00	2	29	158	94	23	2	1	0	0	0	0	309
9:00	1	11	68	44	11	1	0	0	0	0	0	136
10:00	1	6	22	26	7	0	0	0	0	0	0	62
11:00	167	1075	4443	3863	929	120	15	0	1	0	0	10618
Total												
	Percentile	15th	50th	85th	95th							
	Speed	20.5	24.5	28.9	31.6							
Mean Speed (Average)		24.8										
10 MPH Pace Speed		20-29	8250	77.7%								
Number in Pace		6										
Percent in Pace		0.1%										
Number > 45 MPH		1075	4443	3863	929	120	15	0	1	0	0	5
Percent > 45 MPH		15th	50th	85th	95th							
	Speed	20.5	24.5	28.9	31.6							
Mean Speed (Average)		24.8										
10 MPH Pace Speed		20-29	8250	77.7%								
Number in Pace		6										
Percent in Pace		0.1%										
Number > 45 MPH		1075	4443	3863	929	120	15	0	1	0	0	5
Percent > 45 MPH		15th	50th	85th	95th							
	Speed	20.5	24.5	28.9	31.6							
Grand Total	167	1075	4443	3863	929	120	15	0	1	0	0	5
Stats												

